

## SPECIFICATION SHEET FOR OXYGEN SENSOR TYPE O2/M-1

### PERFORMANCE CHARACTERISTICS

Nominal Range	0 – 1% 0 - 10'000 ppm
Maximum Overload	21%
Expected Operation Life <sup>(1)</sup>	>3 years in air
Output Signal	1'300 ± 300 µA / % 130 nA / ppm
Resolution	50 ppm
t <sub>90</sub> Response Time	< 10 sec
Temperature Range	- 40 °C to + 50 °C
Temperature Coefficient	0.3% signal / °C
Pressure Range	Atmospheric ± 20%
Pressure Coefficient	No data
Relative Humidity Range	15% to 90% R.H. non-condensing
Baseline in pure Nitrogen	150 ppm equivalent
Expected Long Term Output Drift	< ±4% signal / 3 years
Recommended Load Resistor	10 Ohm
Bias Voltage	-600 mV
Repeatability	< 2% of signal
Output Linearity	Linear <sup>(2)</sup>

<sup>(1)</sup> The lifetime is **not** limited by the consumption of internal components

<sup>(2)</sup> Can be considered linear in many cases (see next page). The output signal follows the relationship:  $S = K \ln(1/(1-C))$ , which is a consequence of the capillary-type diffusion (normal diffusion).

Performance data conditions:  
20 °C, 50% RH and 1013 mbar, using MEMBRAPOR's PCB for Oxygen-Sensor

Further information can be found in the document *MEM2 Application Note Oxygen Sensor*.

### APPLICATIONS

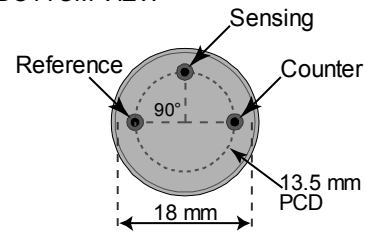
Trace oxygen measurements

### PHYSICAL CHARACTERISTICS

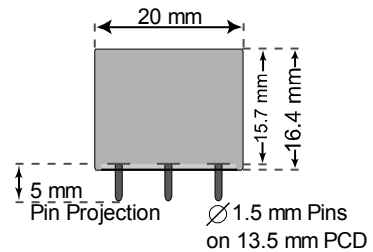
Weight	~ 5.4 g
Position Sensitivity	None
Storage Life	Six months in container
Recommended Storage Temperature	5 °C – 20 °C
Warranty Period	12 months from date of dispatch
Conformity to RoHS directive	RoHS compliance

### Miniature-Size Outline Dimensions

BOTTOM VIEW



SIDE VIEW

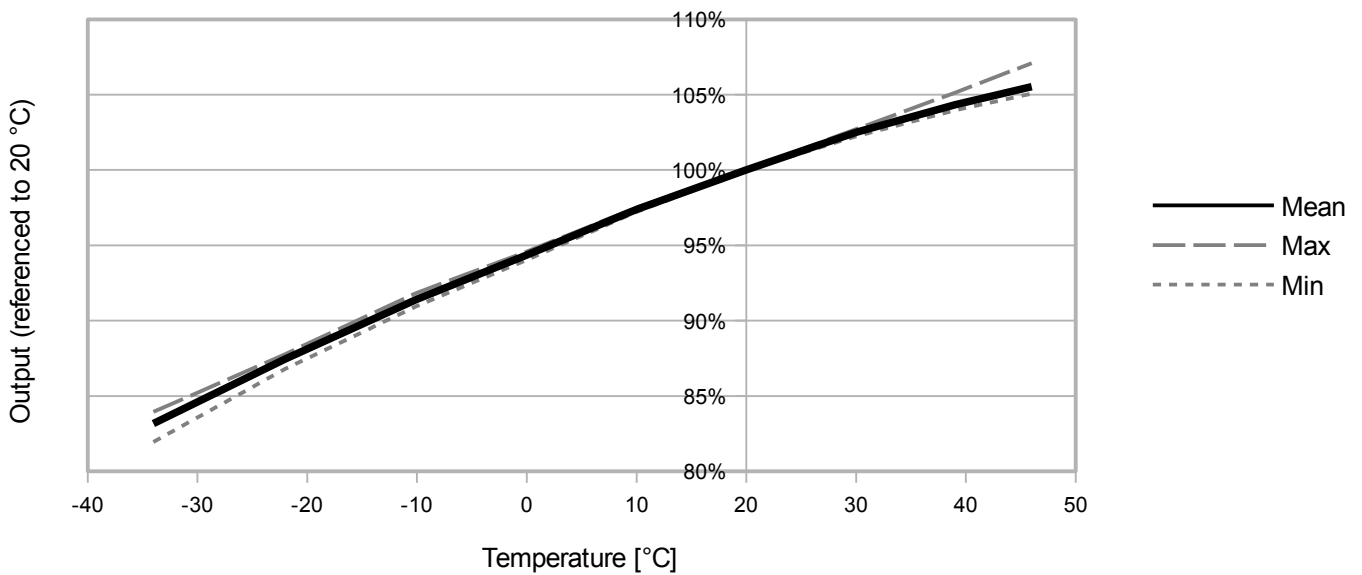


### SPECIFICATION SHEET FOR OXYGEN SENSOR TYPE O2/M-1

#### TEMPERATURE DEPENDENCE

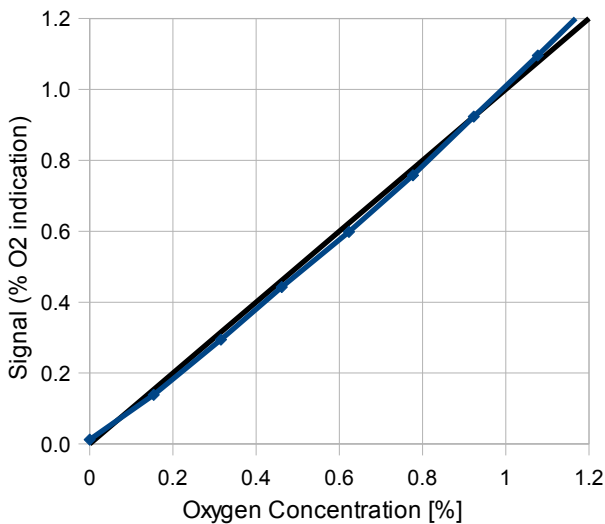
The output of an electrochemical sensor varies with temperature. The graph below shows the variation in output with temperature for this type of sensor. The result is shown in the graph as a mean for a batch of sensors, along with observed extreme values. The sensitivity dependence is expressed as a percentage of the signal at 20 °C.

Sensitivity Temperature Dependence

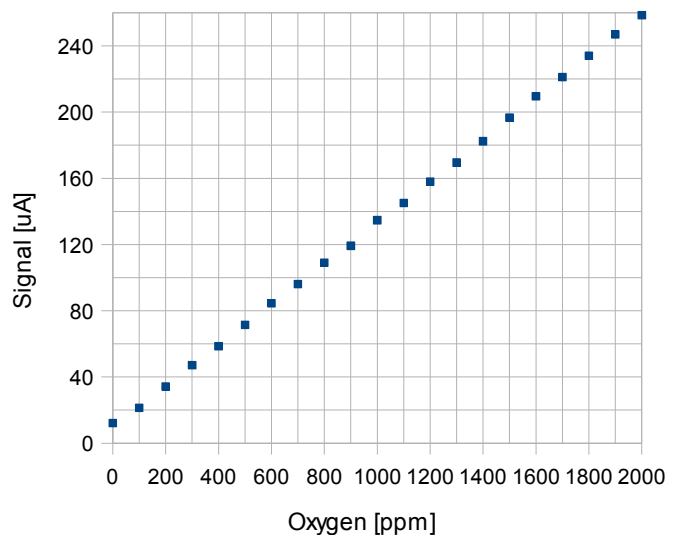


#### LINEARITY AND RESOLUTION

Output Signal vs Concentration



Resolution



The data contained in this document is for guidance only. Membrapor AG accepts no liability for any consequential losses, injury or damage resulting from the use of this document or the information contained within it. The data is given for guidance only. Customers should test under their own conditions, to ensure that the sensors are suitable for their own requirements.

REV.: 08/2014