



Sulfur Dioxide Gas Sensor SO2/C-2000

SO2 Gas Sensor in Compact Housing

Applications

- Stack/ Flue Gas Monitoring
- Emission Monitoring

Measurement

| | |
|--|-----------------------------|
| Operation Principle | 3-Electrode Electrochemical |
| Nominal Range | 0 - 2000 ppm |
| Maximum Overload | 4000 ppm |
| Inboard Filter | - |
| Output Signal | 100 ± 20 nA/ppm |
| Resolution (Electronics dependent) | < 2 ppm |
| T90 Response Time | < 15 s |
| Typical Baseline Range (pure air, 20°C) | -2 ppm to 2 ppm |
| Maximum Zero Shift (+20°C to +40°C) | see Graph |
| Repeatability | < 2 % of signal |
| Output Linearity | Linear |
| Gain (Only applies to 4-Electrode sensors) | - |

Performance data recorded at 20 – 25 °C, 30 - 50% RH, 900 - 1100 mbar

For further information about usage of Membrapor sensors, see application note [MEM1](#). The data contained in this document is for guidance only. Membrapor AG accepts no liability for any consequential losses, injury or damage resulting from the use of this document or from any omissions or errors herein. Customers should test under their own conditions to ensure that the sensors are suitable for their own requirements.



Sulfur Dioxide Gas Sensor SO2/C-2000

Electrical

| | |
|------------------------------|------------------|
| Rec. Load Resistor | 10 - 33 Ω |
| Bias (V_Sens-V_Ref) | not recommended |
| Conformity to RoHS directive | RoHS Compliance |

Environmental

| | |
|-------------------------|--------------------------------|
| Relative Humidity Range | 15 % to 90 % RH non-condensing |
| Temperature Range | -40 °C to 50 °C |
| Pressure Range | Atmospheric \pm 10% |
| Pressure Coefficient | N.D. |
| Humidity Effect | None |

Lifetime

| | |
|--|---------------------------------|
| Expected Operation Life | 2 years in air |
| Expected Long Term Output Drift in air | < 2 % signal loss per month |
| Filter Life | |
| Storage Life | 6 months in container |
| Rec. Storage Temperature | 5°C - 20°C |
| Warranty Period | 12 months from date of dispatch |

Performance data recorded at 20 – 25 °C, 30 - 50% RH, 900 - 1100 mbar

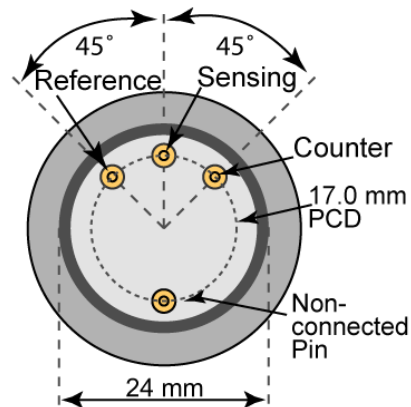
For further information about usage of Membrapor sensors, see application note [MEM1](#). The data contained in this document is for guidance only. Membrapor AG accepts no liability for any consequential losses, injury or damage resulting from the use of this document or from any omissions or errors herein. Customers should test under their own conditions to ensure that the sensors are suitable for their own requirements.



Sulfur Dioxide Gas Sensor SO2/C-2000

Compact-Size Outline Dimensions

BOTTOM VIEW



± 0.10 mm

SIDE VIEW



Mechanical

| | |
|------------------|---------------|
| Weight | 13 g |
| Orientation | Any |
| Housing material | Polycarbonate |

Performance data recorded at 20 – 25 °C, 30 - 50% RH, 900 - 1100 mbar

For further information about usage of Membrapor sensors, see application note [MEM1](#). The data contained in this document is for guidance only. Membrapor AG accepts no liability for any consequential losses, injury or damage resulting from the use of this document or from any omissions or errors herein. Customers should test under their own conditions to ensure that the sensors are suitable for their own requirements.



Sulfur Dioxide Gas Sensor SO₂/C-2000

Cross Sensitivity Data

The table below does not claim to be complete. Interfering gases should not be used for calibration. Please contact Membrapor AG for further support regarding cross sensitivities.

| Interfering Gas | Cross-Sens. [%] |
|------------------|-----------------|
| CO | < 5 |
| H ₂ | ~ 1 |
| H ₂ S | ~ 80 - 100 |
| NO | 0 |
| NO ₂ | ~ -100 |

Performance data recorded at 20 – 25 °C, 30 - 50% RH, 900 - 1100 mbar

For further information about usage of Membrapor sensors, see application note [MEM1](#). The data contained in this document is for guidance only. Membrapor AG accepts no liability for any consequential losses, injury or damage resulting from the use of this document or from any omissions or errors herein. Customers should test under their own conditions to ensure that the sensors are suitable for their own requirements.

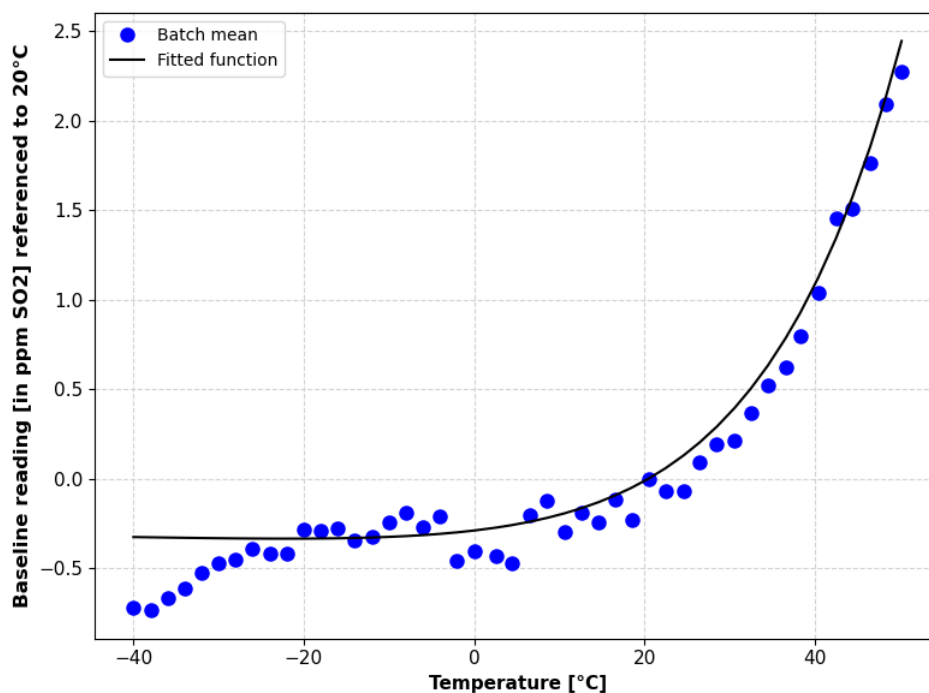


Sulfur Dioxide Gas Sensor SO2/C-2000

Temperature dependence

The output of an electrochemical sensor varies with temperature. The graphs below show the temperature-dependent variation of baseline and sensitivity, respectively. The results shown here are raw data (batch average) without any post-processing steps. The sensitivity and baseline are referenced to the signal at 20°C (reference point).

Please note: It is highly recommended to acquire the temperature dependence curves with the whole instrument. The sampling system, the humidity, the electronics and the interaction between the electronics and the sensor have a significant impact on the temperature dependence of the final measurement reading.



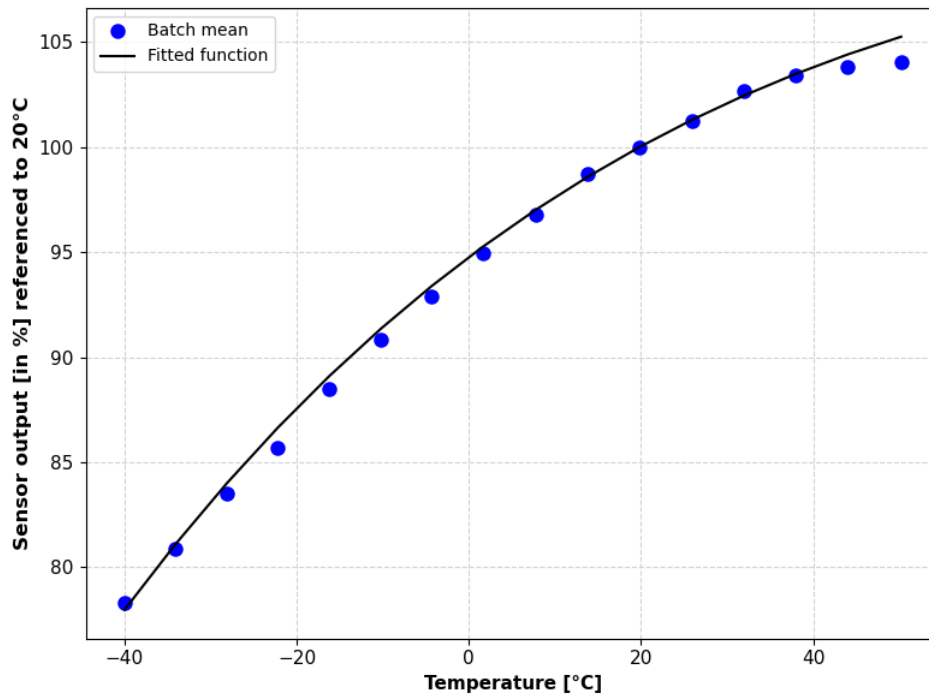
Baseline shifted with respect to reference point at 20°C.

Performance data recorded at 20 – 25 °C, 30 - 50% RH, 900 - 1100 mbar

For further information about usage of Memrapor sensors, see application note [MEM1](#). The data contained in this document is for guidance only. Memrapor AG accepts no liability for any consequential losses, injury or damage resulting from the use of this document or from any omissions or errors herein. Customers should test under their own conditions to ensure that the sensors are suitable for their own requirements.



Sulfur Dioxide Gas Sensor SO2/C-2000



Sensitivity dependence expressed as a percentage of the output signal at reference point at 20 °C.

Performance data recorded at 20 – 25 °C, 30 - 50% RH, 900 - 1100 mbar

For further information about usage of Memrapor sensors, see application note [MEM1](#). The data contained in this document is for guidance only. Memrapor AG accepts no liability for any consequential losses, injury or damage resulting from the use of this document or from any omissions or errors herein. Customers should test under their own conditions to ensure that the sensors are suitable for their own requirements.