



## Oxygen Gas Sensor O2/M-100

O2 Gas Sensor in Miniature Housing

### Key Features

- Fast equilibration time
- Long-Life sensor with no consumable parts and lead-free (RoHS compliant)

### Applications

- Oxygen Monitoring in Diffusion Mode
- Continuous Air Quality Monitoring
- Safety and Environmental Control

### Measurement

Operation Principle	3-Electrode Electrochemical
Nominal Range	0 - 30 %
Maximum Overload	100 %
Inboard Filter	-
Output Signal	80 ± 24 µA/%
Resolution (Electronics dependent)	< 500 ppm
T90 Response Time	< 8 s
Typical Baseline Range (pure N2, 20°C)	0.1 %-equivalent
Maximum Zero Shift (+20°C to +40°C)	see Graph
Repeatability	< 2 % of signal
Output Linearity	see MEM2
Gain (Only applies to 4-Electrode sensors)	-

#### **Performance data recorded at 20 – 25 °C, 30 - 50% RH, 900 - 1100 mbar**

For further information about usage of Membrapor sensors, see application note [MEM1](#). The data contained in this document is for guidance only. Membrapor AG accepts no liability for any consequential losses, injury or damage resulting from the use of this document or from any omissions or errors herein. Customers should test under their own conditions to ensure that the sensors are suitable for their own requirements.



## Oxygen Gas Sensor O2/M-100

### Electrical

Rec. Load Resistor	10 - 33 $\Omega$
Bias (V_Sens-V_Ref)	-600 mV
Conformity to RoHS directive	RoHS Compliance

### Environmental

Relative Humidity Range	15 % to 90 % RH non-condensing
Temperature Range	-40 °C to 50 °C
Pressure Range	Atmospheric $\pm$ 10%
Pressure Coefficient	N.D.
Humidity Effect	None

### Lifetime

Expected Operation Life	3 years in air
Expected Long Term Output Drift in air	< 4% signal per 3 years
Filter Life	
Storage Life	6 months in container
Rec. Storage Temperature	5°C - 20°C
Warranty Period	12 months from date of dispatch

#### **Performance data recorded at 20 – 25 °C, 30 - 50% RH, 900 - 1100 mbar**

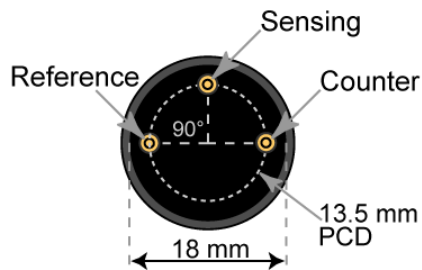
For further information about usage of Membrapor sensors, see application note [MEM1](#). The data contained in this document is for guidance only. Membrapor AG accepts no liability for any consequential losses, injury or damage resulting from the use of this document or from any omissions or errors herein. Customers should test under their own conditions to ensure that the sensors are suitable for their own requirements.



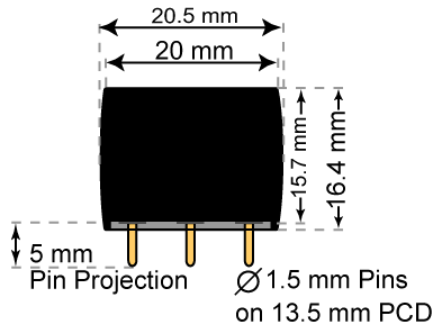
### Oxygen Gas Sensor O2/M-100

#### Miniature-Size Outline Dimensions

BOTTOM VIEW



SIDE VIEW



± 0.10 mm

#### Mechanical

Weight	5.5 g
Orientation	Any
Housing material	Polycarbonate

#### Performance data recorded at 20 – 25 °C, 30 - 50% RH, 900 - 1100 mbar

For further information about usage of Membrapor sensors, see application note [MEM1](#). The data contained in this document is for guidance only. Membrapor AG accepts no liability for any consequential losses, injury or damage resulting from the use of this document or from any omissions or errors herein. Customers should test under their own conditions to ensure that the sensors are suitable for their own requirements.



## Oxygen Gas Sensor O2/M-100

### Cross Sensitivity Data

The table below does not claim to be complete. Interfering gases should not be used for calibration. Please contact Membrapor AG for further support regarding cross sensitivities.

Interfering Gas	Concentration [ppm]	Reading [%]
C <sub>2</sub> H <sub>4</sub>	1000	0
CO	2000	0.05
H <sub>2</sub>	1000	0.1
H <sub>2</sub> S	500	-0.02
SO <sub>2</sub>	200	-0.01

### Important Application Notes

- Conversion factor: 10000 ppm = 1%

#### **Performance data recorded at 20 – 25 °C, 30 - 50% RH, 900 - 1100 mbar**

For further information about usage of Membrapor sensors, see application note [MEM1](#). The data contained in this document is for guidance only. Membrapor AG accepts no liability for any consequential losses, injury or damage resulting from the use of this document or from any omissions or errors herein. Customers should test under their own conditions to ensure that the sensors are suitable for their own requirements.

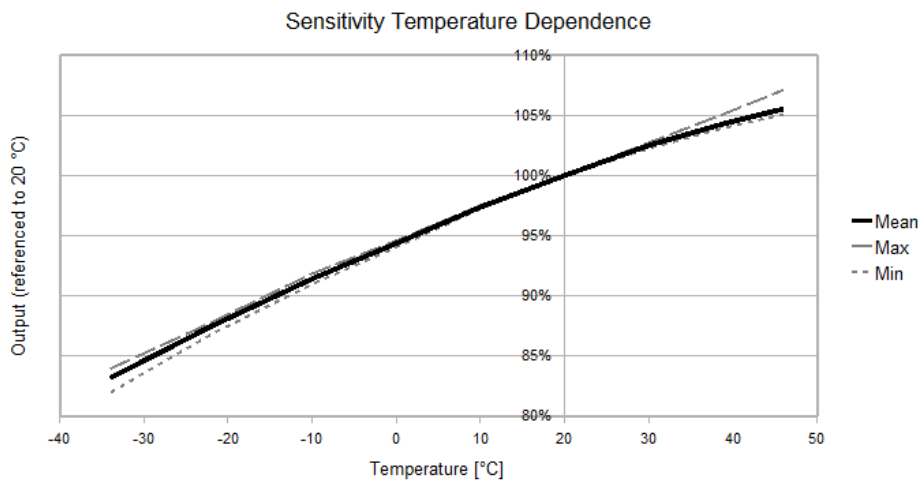


## Oxygen Gas Sensor O2/M-100

### Temperature dependence

The output of an electrochemical sensor varies with temperature. The graph below shows the temperature-dependent variation of the sensitivity at ambient air. The results shown here are raw data (batch average) without any post-processing steps. The sensitivity is referenced to the signal at 20°C (reference point).

Please note: It is highly recommended to acquire the temperature dependence curves with the whole instrument. The sampling system, the humidity, the electronics and the interaction between the electronics and the sensor have a significant impact on the temperature dependence of the final measurement reading.



Sensitivity dependence expressed as a percentage of the output signal at reference point at 20 °C.

#### **Performance data recorded at 20 – 25 °C, 30 - 50% RH, 900 - 1100 mbar**

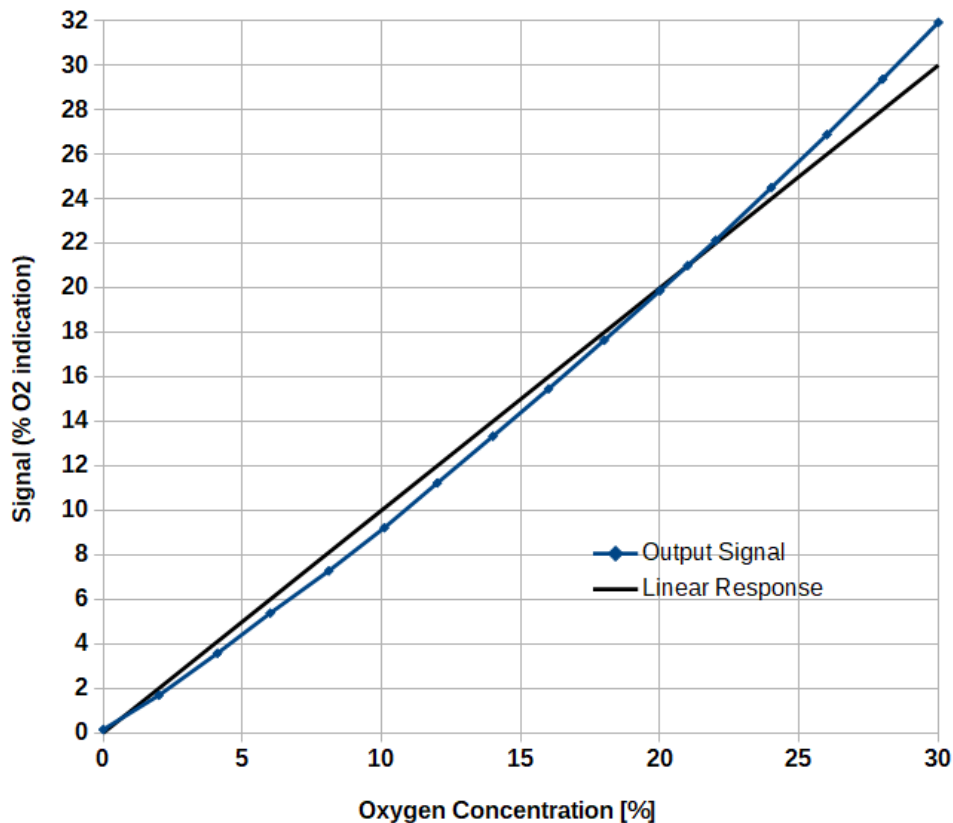
For further information about usage of Membrapor sensors, see application note [MEM1](#). The data contained in this document is for guidance only. Membrapor AG accepts no liability for any consequential losses, injury or damage resulting from the use of this document or from any omissions or errors herein. Customers should test under their own conditions to ensure that the sensors are suitable for their own requirements.



### Oxygen Gas Sensor O2/M-100

#### Linearity and resolution

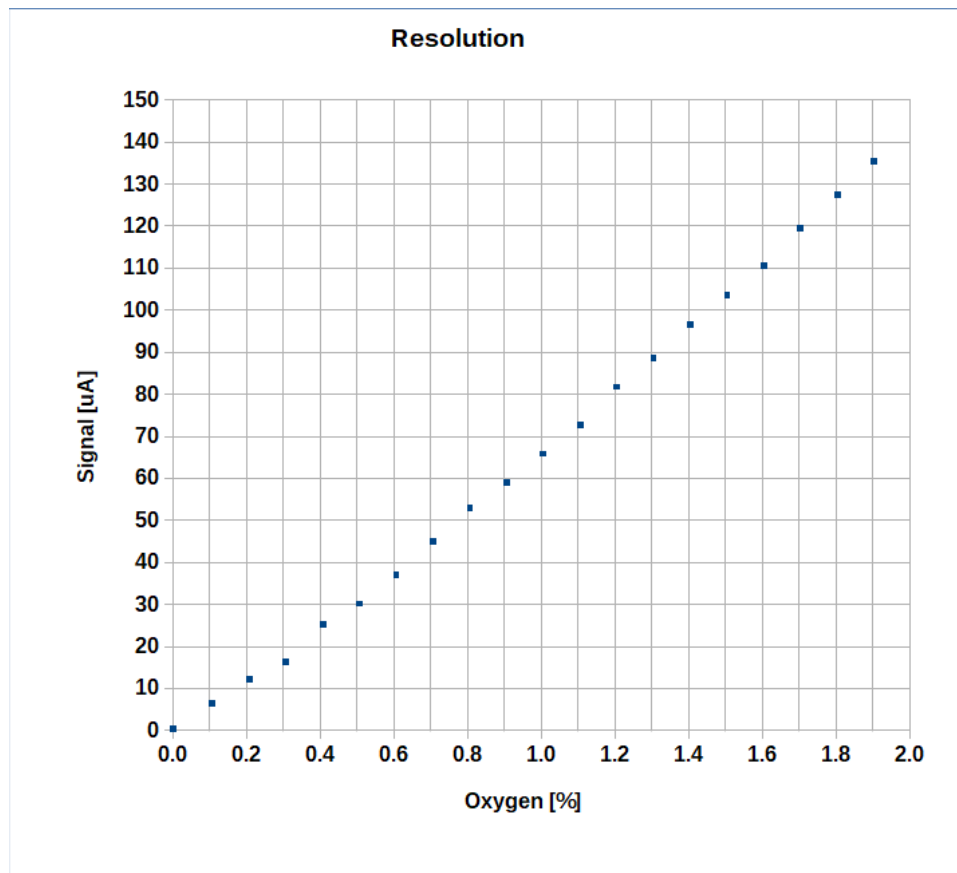
Output Signal vs Concentration



Linearity of sensor.

**Performance data recorded at 20 – 25 °C, 30 - 50% RH, 900 - 1100 mbar**

For further information about usage of Membrapor sensors, see application note [MEM1](#). The data contained in this document is for guidance only. Membrapor AG accepts no liability for any consequential losses, injury or damage resulting from the use of this document or from any omissions or errors herein. Customers should test under their own conditions to ensure that the sensors are suitable for their own requirements.



Resolution of sensor.

**Performance data recorded at 20 – 25 °C, 30 - 50% RH, 900 - 1100 mbar**

For further information about usage of Membrapor sensors, see application note [MEM1](#). The data contained in this document is for guidance only. Membrapor AG accepts no liability for any consequential losses, injury or damage resulting from the use of this document or from any omissions or errors herein. Customers should test under their own conditions to ensure that the sensors are suitable for their own requirements.