



Oxygen Gas Sensor O2/M-1

O2 Gas Sensor in Miniature Housing

Key Features

- Fast equilibration time
- Long-Life sensor with no consumable parts and lead-free (RoHS compliant)

Applications

- Trace oxygen measurements
- Continuous Air Quality Monitoring
- Safety and Environmental Control

Measurement

Operation Principle	3-Electrode Electrochemical
Nominal Range	0 - 1 %
Maximum Overload	21 %
Inboard Filter	-
Output Signal	1300 ± 300 µA/%
Resolution (Electronics dependent)	< 50 ppm
T90 Response Time	< 10 s
Typical Baseline Range (pure N2, 20°C)	0.01 %-equivalent
Maximum Zero Shift (+20°C to +40°C)	N.D.
Repeatability	< 2 % of signal
Output Linearity	Linear
Gain (Only applies to 4-Electrode sensors)	-

Performance data recorded at 20 – 25 °C, 30 - 50% RH, 900 - 1100 mbar

For further information about usage of Membrapor sensors, see application note [MEM1](#). The data contained in this document is for guidance only. Membrapor AG accepts no liability for any consequential losses, injury or damage resulting from the use of this document or from any omissions or errors herein. Customers should test under their own conditions to ensure that the sensors are suitable for their own requirements.



Oxygen Gas Sensor O2/M-1

Electrical

Rec. Load Resistor	10 - 33 Ω
Bias (V_Sens-V_Ref)	-600 mV
Conformity to RoHS directive	RoHS Compliance

Environmental

Relative Humidity Range	15 % to 90 % RH non-condensing
Temperature Range	-40 °C to 50 °C
Pressure Range	Atmospheric \pm 10%
Pressure Coefficient	N.D.
Humidity Effect	None

Lifetime

Expected Operation Life	3 years in air
Expected Long Term Output Drift in air	< 4% signal per 3 years
Filter Life	
Storage Life	6 months in container
Rec. Storage Temperature	5°C - 20°C
Warranty Period	12 months from date of dispatch

Performance data recorded at 20 – 25 °C, 30 - 50% RH, 900 - 1100 mbar

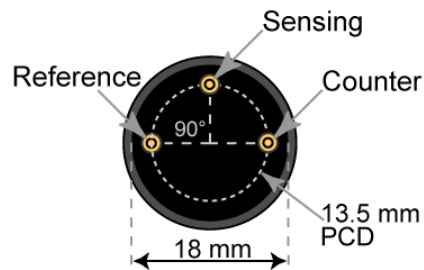
For further information about usage of Membrapor sensors, see application note [MEM1](#). The data contained in this document is for guidance only. Membrapor AG accepts no liability for any consequential losses, injury or damage resulting from the use of this document or from any omissions or errors herein. Customers should test under their own conditions to ensure that the sensors are suitable for their own requirements.



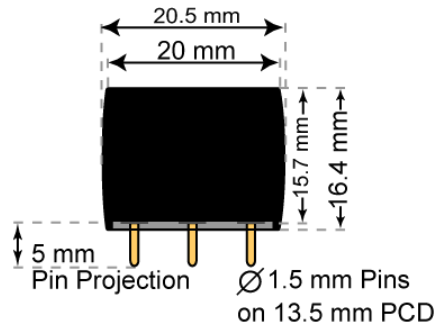
Oxygen Gas Sensor O2/M-1

Miniature-Size Outline Dimensions

BOTTOM VIEW



SIDE VIEW



± 0.10 mm

Mechanical

Weight	5.5 g
Orientation	Any
Housing material	Polycarbonate

Performance data recorded at 20 – 25 °C, 30 - 50% RH, 900 - 1100 mbar

For further information about usage of Membrapor sensors, see application note [MEM1](#). The data contained in this document is for guidance only. Membrapor AG accepts no liability for any consequential losses, injury or damage resulting from the use of this document or from any omissions or errors herein. Customers should test under their own conditions to ensure that the sensors are suitable for their own requirements.



Oxygen Gas Sensor O2/M-1

Cross Sensitivity Data

The table below does not claim to be complete. Interfering gases should not be used for calibration. Please contact Membrapor AG for further support regarding cross sensitivities.

Interfering Gas	Cross-Sens. [%]
H ₂ S	N.D.
SO ₂	N.D.

Important Application Notes

- Conversion factor: 10000 ppm = 1%

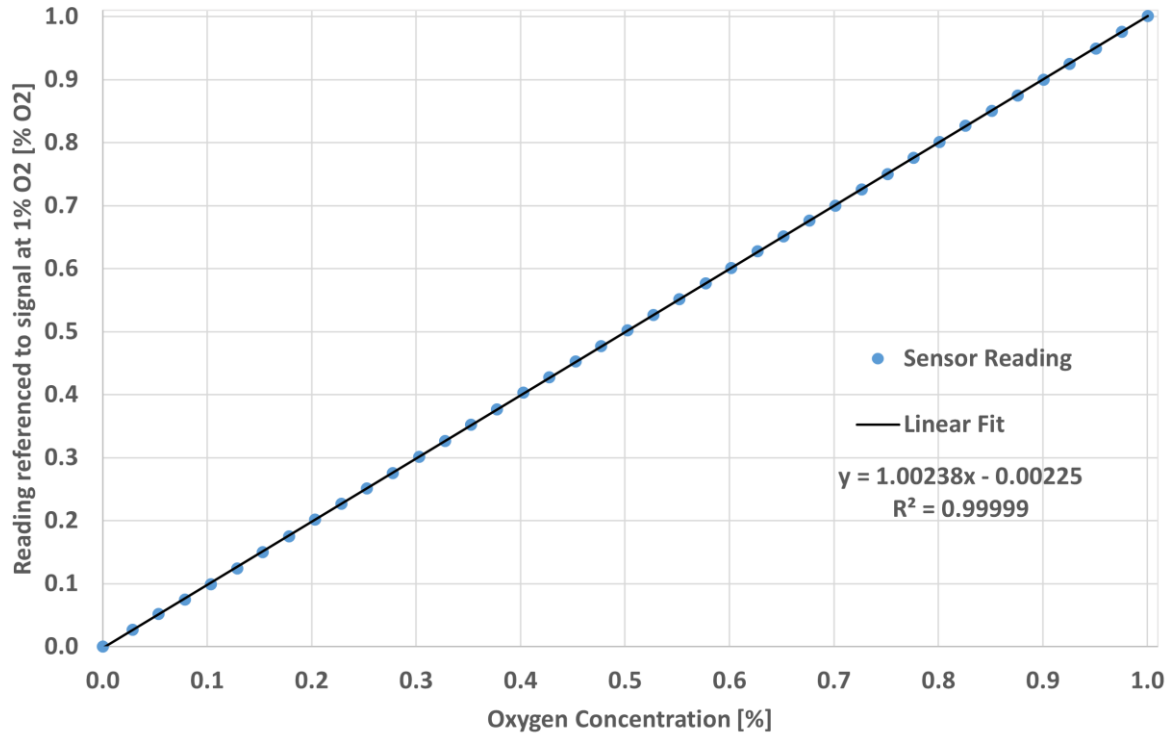
Performance data recorded at 20 – 25 °C, 30 - 50% RH, 900 - 1100 mbar

For further information about usage of Membrapor sensors, see application note [MEM1](#). The data contained in this document is for guidance only. Membrapor AG accepts no liability for any consequential losses, injury or damage resulting from the use of this document or from any omissions or errors herein. Customers should test under their own conditions to ensure that the sensors are suitable for their own requirements.



Oxygen Gas Sensor O2/M-1

Linearity



Performance data recorded at 20 – 25 °C, 30 - 50% RH, 900 - 1100 mbar

For further information about usage of Membrapor sensors, see application note [MEM1](#). The data contained in this document is for guidance only. Membrapor AG accepts no liability for any consequential losses, injury or damage resulting from the use of this document or from any omissions or errors herein. Customers should test under their own conditions to ensure that the sensors are suitable for their own requirements.