

## SPECIFICATION SHEET FOR NO<sub>2</sub> SENSOR TYPE NO2 /S-500-S

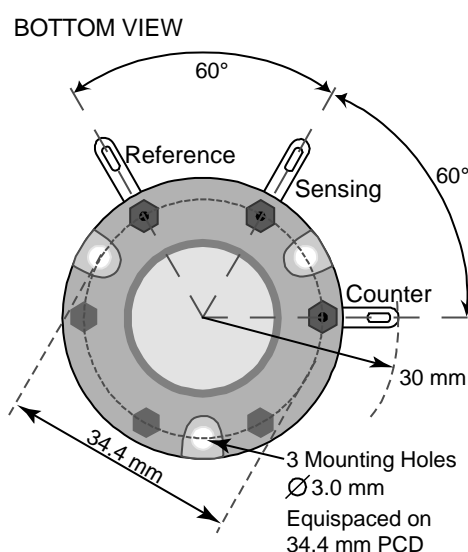
### PERFORMANCE CHARACTERISTICS

Nominal Range	0 – 500 ppm
Maximum Overload	1000 ppm
Expected Operation Life	2 years in air
Output Signal	370 ± 70 nA/ppm
Resolution	0,5 ppm
Temperature Range	- 20 °C to 45 °C
Pressure Range	Atmospheric ± 10%
Pressure Coefficient	No data
T <sub>90</sub> Response Time	< 60 sec
Relative Humidity Range	15 % to 90 % R.H. non-condensing
Typical Baseline Range (pure air, 20°C)	0 to + 0,2 ppm
Maximum Zero Shift (+20°C to +40°C)	- 1 ppm
Long Term Output Drift	< 2 % signal loss/month
Recommended Load Resistor	10 – 33 Ohm
Bias Voltage	Not required
Repeatability	< 2 % of signal
Output Linearity	Linear

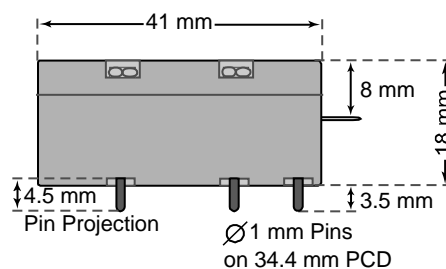
### PHYSICAL CHARACTERISTICS

Weight	~ 27 g
Position Sensitivity	None
Storage Life	Six months in container
Recommended Storage Temperature	5 °C – 20 °C
Warranty Period	12 months from date of dispatch

### Slim-Size Outline Dimensions



### SIDE VIEW



### CROSS-SENSITIVITY DATA

Interfering Gas	Cross-Sensitivity (%)
CO	0
SO <sub>2</sub>	~ 0
NO	0
H <sub>2</sub>	0

Performance data conditions:  
20 °C, 50% RH and 1013 mbar

### APPLICATIONS

Stack/ Flue Gas Monitoring  
Emission Monitoring

The data contained in this document is for guidance only. Membrapor AG accepts no liability for any consequential losses, injury or damage resulting from the use of this document or the information contained within it. The data is given for guidance only. Customers should test under their own conditions, to ensure that the sensors are suitable for their own requirements.

REV.: 6/2007

Page 1 of 1

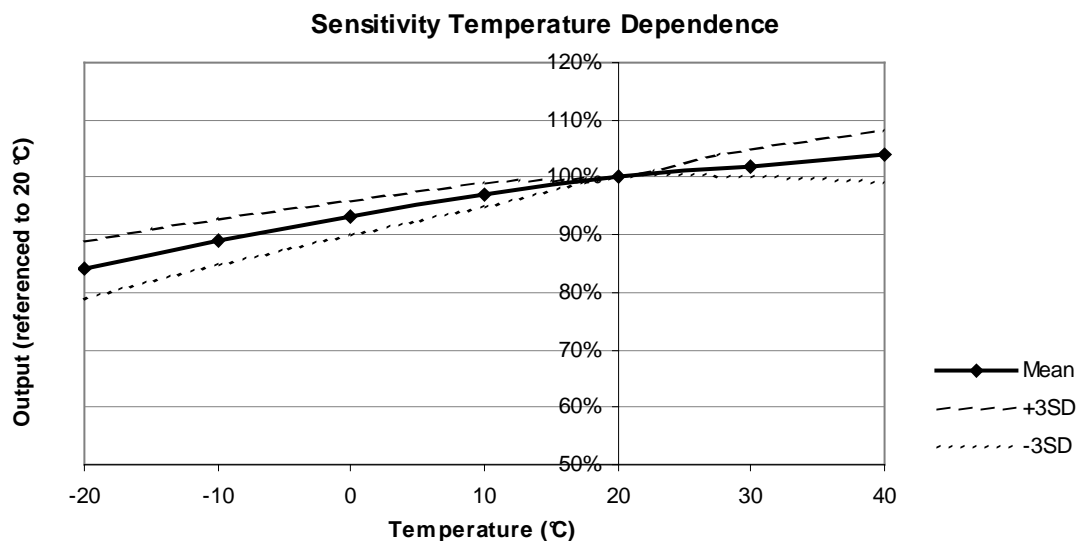
Phone: +41 43 311 72 00  
Fax : +41 43 311 72 01  
Email: info@membrapor.ch  
www.membrapor.ch

MEMBRAPOR AG  
Birkenweg 2  
CH-8304 Wallisellen  
Switzerland

## SPECIFICATION SHEET FOR NO<sub>2</sub> SENSOR TYPE NO2 /S-500-S

### TEMPERATURE DEPENDENCE

The output of an electrochemical sensor varies with temperature. The graphs below show the variation in output with temperature for this type of sensor. The results are shown in the graphs as a mean for a batch of sensors, along with confidence intervals corresponding to  $\pm 3$  times the standard deviation. The sensitivity dependence is expressed as a percentage of the signal at 20 °C.



The baseline is virtually not affected by changes in temperature.

The data contained in this document is for guidance only. Membrapor AG accepts no liability for any consequential losses, injury or damage resulting from the use of this document or the information contained within it. The data is given for guidance only. Customers should test under their own conditions, to ensure that the sensors are suitable for their own requirements.