



## Hydrogen Peroxide Gas Sensor H2O2/MB-5000

H2O2 Gas Sensor in Miniature Housing

### Applications

- Discontinuous Measurement
- Sterilization Process
- Disinfection monitoring

### Measurement

Operation Principle	3-Electrode Electrochemical
Nominal Range	0 - 5000 ppm
Maximum Overload	10000 ppm
Inboard Filter	-
Output Signal	25 ± 5 nA/ppm
Resolution (Electronics dependent)	< 2 ppm
T90 Response Time	< 60 s
Typical Baseline Range (pure air, 20°C)	0.0 ppm to 80.0 ppm <sup>1)</sup>
Maximum Zero Shift (+20°C to +40°C)	N.D.
Repeatability	< 2 % of signal
Output Linearity	Linear
Gain (Only applies to 4-Electrode sensors)	-

1) Fresh sensors with bias need 24 - 72 h for stabilization of the baseline.

#### **Performance data recorded at 20 – 25 °C, 30 - 50% RH, 900 - 1100 mbar**

For further information about usage of Membrapor sensors, see application note [MEM1](#). The data contained in this document is for guidance only. Membrapor AG accepts no liability for any consequential losses, injury or damage resulting from the use of this document or from any omissions or errors herein. Customers should test under their own conditions to ensure that the sensors are suitable for their own requirements.



## Hydrogen Peroxide Gas Sensor H2O2/MB-5000

### Electrical

Rec. Load Resistor	10 - 33 $\Omega$
Bias (V_Sens-V_Ref)	+50 mV <sup>2)</sup>
Conformity to RoHS directive	RoHS Compliance

2) Recommended bias voltage changed in December 2021: From +300 mV to +50mV.

### Environmental

Relative Humidity Range	15 % to 90 % RH non-condensing
Temperature Range	-20 °C to 50 °C
Pressure Range	Atmospheric
Pressure Coefficient	N.D.
Humidity Effect	None

### Lifetime

Expected Operation Life	2 years in air
Expected Long Term Output Drift in air	< 2 % signal loss per month
Filter Life	not applicable
Storage Life	6 months in container
Rec. Storage Temperature	5°C - 20°C
Warranty Period	12 months from date of dispatch

#### **Performance data recorded at 20 – 25 °C, 30 - 50% RH, 900 - 1100 mbar**

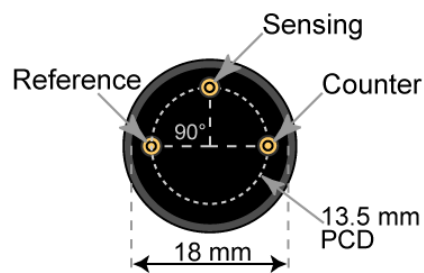
For further information about usage of Membrapor sensors, see application note [MEM1](#). The data contained in this document is for guidance only. Membrapor AG accepts no liability for any consequential losses, injury or damage resulting from the use of this document or from any omissions or errors herein. Customers should test under their own conditions to ensure that the sensors are suitable for their own requirements.



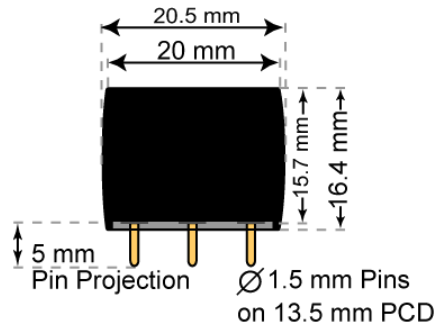
### Hydrogen Peroxide Gas Sensor H2O2/MB-5000

#### Miniature-Size Outline Dimensions

BOTTOM VIEW



SIDE VIEW




± 0.10 mm

#### **Mechanical**

Weight	5.5 g
Orientation	Any
Housing material	Polycarbonate

#### **Performance data recorded at 20 – 25 °C, 30 - 50% RH, 900 - 1100 mbar**

For further information about usage of Membrapor sensors, see application note [MEM1](#). The data contained in this document is for guidance only. Membrapor AG accepts no liability for any consequential losses, injury or damage resulting from the use of this document or from any omissions or errors herein. Customers should test under their own conditions to ensure that the sensors are suitable for their own requirements.



## Hydrogen Peroxide Gas Sensor H2O2/MB-5000

### Cross Sensitivity Data

The table below does not claim to be complete. We recommend using the target gas for calibration purposes. Using surrogate (interfering) gases can result in inaccuracies in the final calibration. Please contact Membrapor AG for further support regarding cross sensitivities.

Interfering Gas	Cross-Sens. [%]
SO <sub>2</sub>	100

### Important Notes

- The H<sub>2</sub>O<sub>2</sub> gas phase concentration was determined with Raoult's law for a non-ideal system.

#### **Performance data recorded at 20 – 25 °C, 30 - 50% RH, 900 - 1100 mbar**

For further information about usage of Membrapor sensors, see application note [MEM1](#). The data contained in this document is for guidance only. Membrapor AG accepts no liability for any consequential losses, injury or damage resulting from the use of this document or from any omissions or errors herein. Customers should test under their own conditions to ensure that the sensors are suitable for their own requirements.