

Hydrogen Peroxide Gas Sensor H2O2/MB-100

H2O2 Gas Sensor in Miniature Housing

Key Features

- Highly sensitive H2O2 measurement

Applications

- Discontinuous Measurement
- Sterilization Process
- Disinfection monitoring

Measurement

Operation Principle	3-Electrode Electrochemical
Nominal Range	0 - 100 ppm
Maximum Overload	200 ppm
Inboard Filter	-
Output Signal	550 ± 100 nA/ppm
Resolution (Electronics dependent)	< 0.1 ppm
T90 Response Time	< 60 s
Typical Baseline Range (pure air, 20°C)	0.0 ppm to 2.0 ppm ¹⁾
Maximum Zero Shift (+20°C to +40°C)	N.D.
Repeatability	< 2 % of signal
Output Linearity	Linear
Gain (Only applies to 4-Electrode sensors)	-

1) Fresh sensors with bias need 24 - 72 h for stabilization of the baseline.

Performance data recorded at 20 – 25 °C, 30 - 50% RH, 900 - 1100 mbar

For further information about usage of Membrapor sensors, see application note [MEM1](#). The data contained in this document is for guidance only. Membrapor AG accepts no liability for any consequential losses, injury or damage resulting from the use of this document or from any omissions or errors herein. Customers should test under their own conditions to ensure that the sensors are suitable for their own requirements.



Hydrogen Peroxide Gas Sensor H2O2/MB-100

Electrical

Rec. Load Resistor	10 - 33 Ω
Bias (V_Sens-V_Ref)	+50 mV ²⁾
Conformity to RoHS directive	RoHS Compliance

2) Recommended bias voltage changed in December 2021: From +300 mV to +50mV.

Environmental

Relative Humidity Range	15 % to 90 % RH non-condensing
Temperature Range	-20 °C to 50 °C
Pressure Range	Atmospheric
Pressure Coefficient	N.D.
Humidity Effect	None

Lifetime

Expected Operation Life	2 years in air
Expected Long Term Output Drift in air	< 2 % signal loss per month
Filter Life	not applicable
Storage Life	6 months in container
Rec. Storage Temperature	5°C - 20°C
Warranty Period	12 months from date of dispatch

Performance data recorded at 20 – 25 °C, 30 - 50% RH, 900 - 1100 mbar

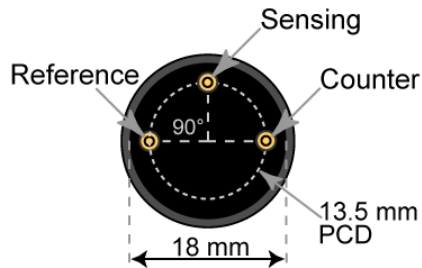
For further information about usage of Membrapor sensors, see application note [MEM1](#). The data contained in this document is for guidance only. Membrapor AG accepts no liability for any consequential losses, injury or damage resulting from the use of this document or from any omissions or errors herein. Customers should test under their own conditions to ensure that the sensors are suitable for their own requirements.



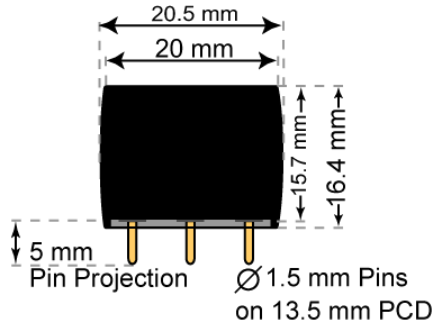
Hydrogen Peroxide Gas Sensor H2O2/MB-100

Miniature-Size Outline Dimensions

BOTTOM VIEW



SIDE VIEW




± 0.10 mm

Mechanical

Weight	5.5 g
Orientation	Any
Housing material	Polycarbonate

Performance data recorded at 20 – 25 °C, 30 - 50% RH, 900 - 1100 mbar

For further information about usage of Membrapor sensors, see application note [MEM1](#). The data contained in this document is for guidance only. Membrapor AG accepts no liability for any consequential losses, injury or damage resulting from the use of this document or from any omissions or errors herein. Customers should test under their own conditions to ensure that the sensors are suitable for their own requirements.



Hydrogen Peroxide Gas Sensor H2O2/MB-100

Cross Sensitivity Data

The table below does not claim to be complete. We recommend using the target gas for calibration purposes. Using surrogate (interfering) gases can result in inaccuracies in the final calibration. Please contact Membrapor AG for further support regarding cross sensitivities.

Interfering Gas	Concentration [ppm]	Reading [ppm]
SO ₂	20	20 ± 12

Important Notes

- The H₂O₂ gas phase concentration was determined with Raoult's law for a non-ideal system.

Performance data recorded at 20 – 25 °C, 30 - 50% RH, 900 - 1100 mbar

For further information about usage of Membrapor sensors, see application note [MEM1](#). The data contained in this document is for guidance only. Membrapor AG accepts no liability for any consequential losses, injury or damage resulting from the use of this document or from any omissions or errors herein. Customers should test under their own conditions to ensure that the sensors are suitable for their own requirements.