



## Volatile Organic Compounds Gas Sensor VOC/C-200

VOC Gas Sensor in Compact Housing

### Key Features

- Long-life VOC sensor
- No replacement of sensor components

### Applications

- Emission Monitoring
- Safety and Process Control
- Safety and Environmental Control

### Measurement

Operation Principle	3-Electrode Electrochemical
Nominal Range	0 - 200 ppm
Maximum Overload	400 ppm
Inboard Filter	-
Output Signal	<u>Alcohols</u> Isopropanol: $386 \pm 100$ nA/ppm Methanol: $313 \pm 80$ nA/ppm Ethanol: $300 \pm 100$ nA/ppm <u>Aromatic Hydrocarbons</u> Benzene: $85 \pm 20$ nA/ppm Toluene: $60 \pm 20$ nA/ppm <u>Organic Acids</u> Formic acid: $720 \pm 300$ nA/ppm

#### **Performance data recorded at 20 – 25 °C, 30 - 50% RH, 900 - 1100 mbar**

For further information about usage of Membrapor sensors, see application note [MEM1](#). The data contained in this document is for guidance only. Membrapor AG accepts no liability for any consequential losses, injury or damage resulting from the use of this document or from any omissions or errors herein. Customers should test under their own conditions to ensure that the sensors are suitable for their own requirements.



	<u>Unsaturated Hydrocarbons</u>
	Isobutylene ( <b>Reference</b> ): 730 ± 150 nA/ppm
	Ethylene: 850 ± 250 nA/ppm
Resolution (Electronics dependent)	< 0.1 ppm
T90 Response Time	< 100 s
Typical Baseline Range (pure air, 20°C)	0.1 ppm to 1.5 ppm <sup>1)</sup>
Maximum Zero Shift (+20°C to +40°C)	see Graph
Repeatability	< 2 % of signal
Output Linearity	Linear
Gain (Only applies to 4-Electrode sensors)	-

1) Fresh sensors with bias need 24 - 72 h for stabilization of the baseline.

**Performance data recorded at 20 – 25 °C, 30 - 50% RH, 900 - 1100 mbar**

For further information about usage of Membrapor sensors, see application note [MEM1](#). The data contained in this document is for guidance only. Membrapor AG accepts no liability for any consequential losses, injury or damage resulting from the use of this document or from any omissions or errors herein. Customers should test under their own conditions to ensure that the sensors are suitable for their own requirements.



### Volatile Organic Compounds Gas Sensor VOC/C-200

#### Electrical

Rec. Load Resistor	10 - 33 $\Omega$
Bias ( $V_{Sens}-V_{Ref}$ )	Variable (see MEM9)
Conformity to RoHS directive	RoHS Compliance

#### Environmental

Relative Humidity Range	15 % to 90 % RH non-condensing
Temperature Range	-40 °C to 50 °C
Pressure Range	Atmospheric $\pm$ 10%
Pressure Coefficient	N.D.
Humidity Effect	None

#### Lifetime

Expected Operation Life	5 years in air
Expected Long Term Output Drift in air	< 2 % signal loss per month
Filter Life	
Storage Life	6 months in container
Rec. Storage Temperature	5°C - 20°C
Warranty Period	12 months from date of dispatch

#### **Performance data recorded at 20 – 25 °C, 30 - 50% RH, 900 - 1100 mbar**

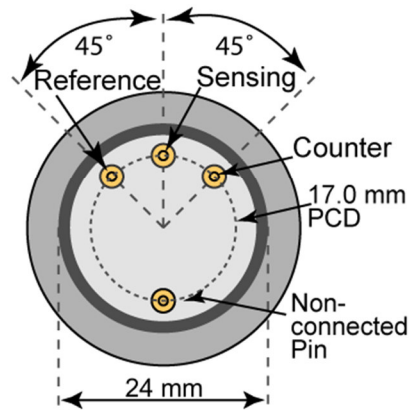
For further information about usage of Membrapor sensors, see application note [MEM1](#). The data contained in this document is for guidance only. Membrapor AG accepts no liability for any consequential losses, injury or damage resulting from the use of this document or from any omissions or errors herein. Customers should test under their own conditions to ensure that the sensors are suitable for their own requirements.



### Volatile Organic Compounds Gas Sensor VOC/C-200

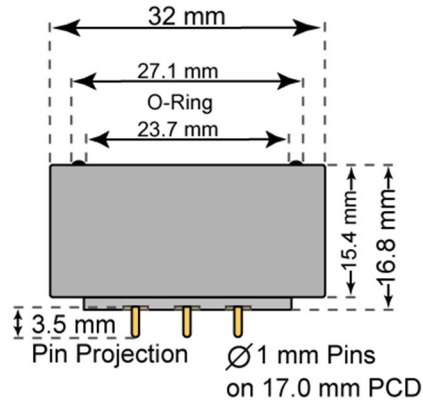
#### Compact-Size Outline Dimensions

BOTTOM VIEW



± 0.10 mm

SIDE VIEW



#### Mechanical

Weight	13 g
Orientation	Any
Housing material	Polycarbonate

#### Performance data recorded at 20 – 25 °C, 30 - 50% RH, 900 - 1100 mbar

For further information about usage of Membrapor sensors, see application note [MEM1](#). The data contained in this document is for guidance only. Membrapor AG accepts no liability for any consequential losses, injury or damage resulting from the use of this document or from any omissions or errors herein. Customers should test under their own conditions to ensure that the sensors are suitable for their own requirements.



## Volatile Organic Compounds Gas Sensor VOC/C-200

### Cross Sensitivity Data

The table below does not claim to be complete. Interfering gases should not be used for calibration. Please contact Membrapor AG for further support regarding cross sensitivities.

Interfering Gas	Concentration [ppm]	Reading [ppm]
CO	50	30
H <sub>2</sub>	200	0
H <sub>2</sub> S	20	120
NO <sub>2</sub>	20	< 6

#### **Performance data recorded at 20 – 25 °C, 30 - 50% RH, 900 - 1100 mbar**

For further information about usage of Membrapor sensors, see application note [MEM1](#). The data contained in this document is for guidance only. Membrapor AG accepts no liability for any consequential losses, injury or damage resulting from the use of this document or from any omissions or errors herein. Customers should test under their own conditions to ensure that the sensors are suitable for their own requirements.

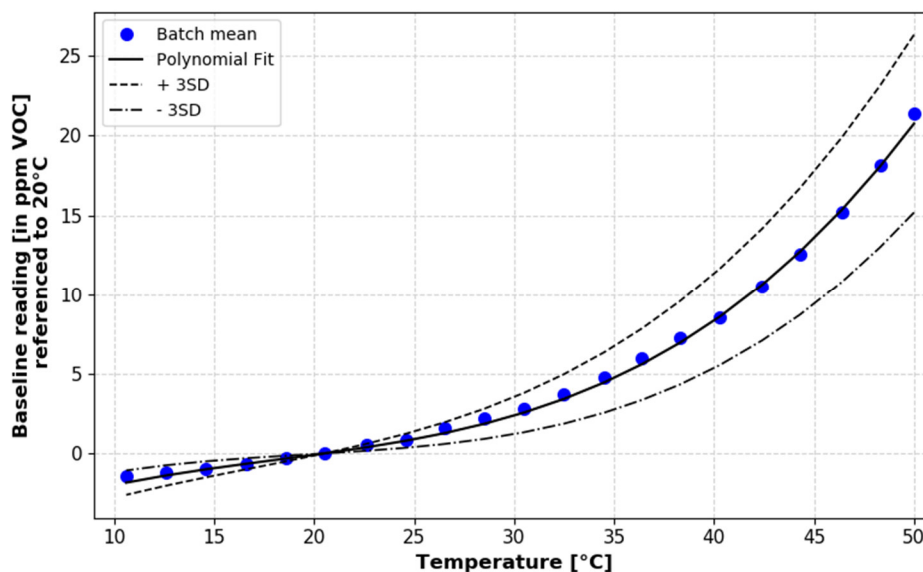


## Volatile Organic Compounds Gas Sensor VOC/C-200

### Temperature dependence

The output of an electrochemical sensor varies with temperature. The graphs below show the temperature-dependent variation of baseline and sensitivity, respectively. The results shown here are raw data (batch average) without any post-processing steps. The sensitivity and baseline are referenced to the signal at 20°C (reference point).

Please note: It is highly recommended to acquire the temperature dependence curves with the whole instrument. The sampling system, the humidity, the electronics and the interaction between the electronics and the sensor have a significant impact on the temperature dependence of the final measurement reading.



Baseline shifted with respect to reference point at 20°C.

#### **Performance data recorded at 20 – 25 °C, 30 - 50% RH, 900 - 1100 mbar**

For further information about usage of Membrapor sensors, see application note [MEM1](#). The data contained in this document is for guidance only. Membrapor AG accepts no liability for any consequential losses, injury or damage resulting from the use of this document or from any omissions or errors herein. Customers should test under their own conditions to ensure that the sensors are suitable for their own requirements.