

## SPECIFICATION SHEET FOR CO SENSOR TYPE CO/MF-500

### PERFORMANCE CHARACTERISTICS

Nominal Range	0 – 500 ppm
Maximum Overload	2000 ppm
Expected Operation Life	2 years in air
Output Signal	70 ± 20 nA/ppm
Inboard Filter	To remove H <sub>2</sub> S and SO <sub>2</sub>
Resolution	1 ppm
Temperature Range	- 20 °C to + 50 °C
Pressure Range	Atmospheric ± 10 %
Pressure Coefficient	No data
t <sub>90</sub> Response Time	< 25 sec
Relative Humidity Range	15 % to 90 % R.H. non-condensing
Typical Baseline Range (pure air, 20°C)	- 3 ppm to +2 ppm
Maximum Zero Shift (+20°C to +40 °C)	-8 ppm equivalent
Expected Long Term Output Drift	< 2 % signal loss/month
Recommended Load Resistor	10 Ohm
Bias Voltage	Not required
Repeatability	< 2 % of signal
Output Linearity	< 5 % full scale

### CROSS-SENSITIVITY DATA

Interfering Gas	Cross-Sensitivity (%)
H <sub>2</sub> S	0
SO <sub>2</sub>	0
NO	ND
NO <sub>2</sub>	ND
H <sub>2</sub>	< 60

Performance data conditions:  
20 °C, 50% RH and 1013 mbar

### APPLICATIONS

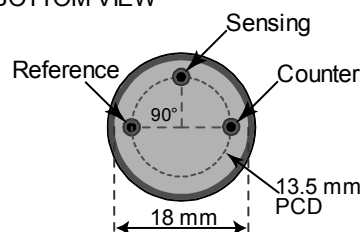
Safety and Environmental Control  
For Portable Gas Detectors

### PHYSICAL CHARACTERISTICS

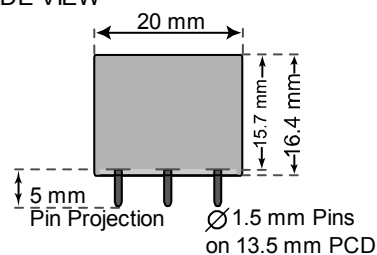
Weight	~ 5.4 g
Position Sensitivity	None
Storage Life	Six months in container
Recommended Storage Temperature	5 °C – 20 °C
Warranty Period	12 months from date of dispatch

### Miniature-Size Outline Dimensions

#### BOTTOM VIEW



#### SIDE VIEW

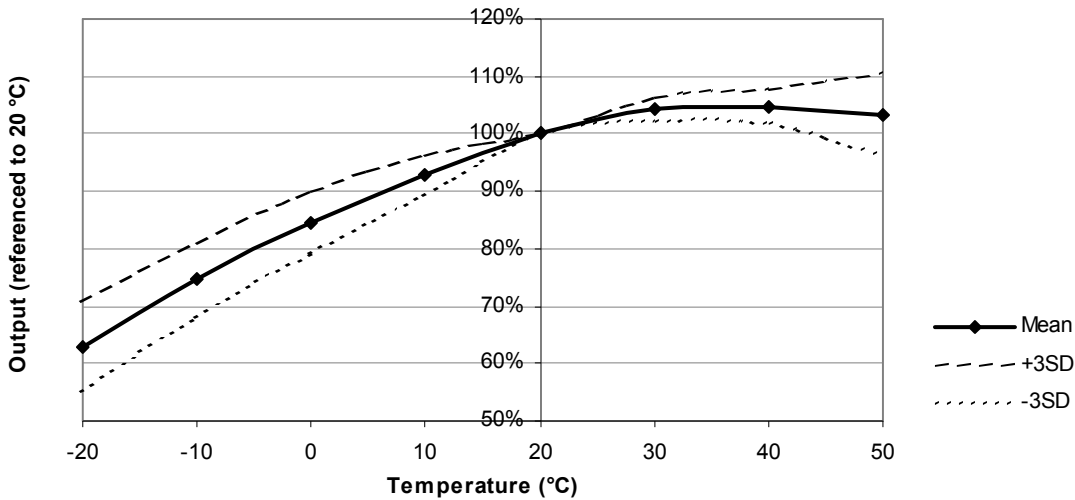


## SPECIFICATION SHEET FOR CO SENSOR TYPE CO/MF-500

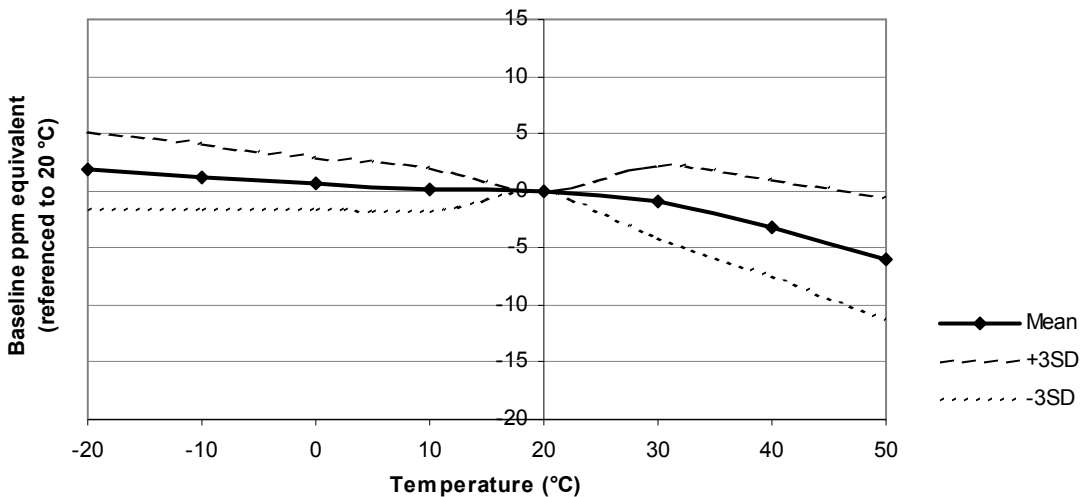
### TEMPERATURE DEPENDENCE

The output of an electrochemical sensor varies with temperature. The graphs below show the variation in output with temperature for this type of sensor. The results are shown in the graphs as a mean for a batch of sensors, along with confidence intervals corresponding to  $\pm 3$  times the standard deviation. The sensitivity dependence is expressed as a percentage of the signal at 20 °C. The shift in baseline is shown in ppm referenced to 20 °C.

Sensitivity Temperature Dependence



Baseline Temperature Dependence



The data contained in this document is for guidance only. Membrapor AG accepts no liability for any consequential losses, injury or damage resulting from the use of this document or the information contained within it. The data is given for guidance only. Customers should test under their own conditions, to ensure that the sensors are suitable for their own requirements.